

# Distance of closest approach of two arbitrary hard ellipses in two dimensions

Xiaoyu Zheng

Department of Mathematical Sciences, Kent State University, Kent, Ohio 44242, USA

Peter Palfy-Muhoray

Liquid Crystal Institute, Kent State University, Kent, Ohio 44242, USA

(Received 27 January 2007; published 26 June 2007)

The distance of closest approach of hard particles is a key parameter of their interaction and plays an important role in the resulting phase behavior. For nonspherical particles, the distance of closest approach depends on orientation, and its calculation is surprisingly difficult. Although overlap criteria have been developed for use in computer simulations [Vieillard-Baron, *J. Chem. Phys.* **56**, 4729 (1972); Perram and Wertheim, *J. Comput. Phys.* **58**, 409 (1985)], no analytic solutions have been obtained for the distance of closest approach of ellipsoids in three dimensions, or, until now, for ellipses in two dimensions. We have derived an analytic expression for the distance of closest approach of the centers of two arbitrary hard ellipses as a function of their orientation relative to the line joining their centers. We describe our method for solving this problem, illustrate our result, and discuss its usefulness in modeling and simulating systems of anisometric particles such as liquid crystals.

DOI: 10.1103/PhysRevE.75.061709

PACS number(s): 61.30.Cz, 61.25.Em, 33.15.Bh, 34.10.+x

## I. INTRODUCTION

Short-range repulsive forces between atoms and molecules in soft condensed matter are often modeled by an effective hard core, which governs the proximity of neighbors. Since the attractive interaction with a few nearest neighbors usually dominates the potential energy, the distance of closest approach is a key parameter in statistical descriptions of condensed phases. Simple atoms and molecules with spherical symmetry can be viewed as having spherical hard cores; the distance of closest approach of the centers of identical hard spheres in three dimensions (3D) or of hard circles in 2D is the diameter. For nonspherical molecules, such as the constituents of liquid crystals, the distance depends on orientation, and its calculation is surprisingly difficult [3]. The simplest smooth nonspherical shapes are the ellipse and the ellipsoid. Although overlap criteria have been developed for use in computer simulations [1,2], no analytic solutions for the distance of closest approach have been obtained for ellipsoids in 3D, or, up to now, for ellipses in 2D. The problem of determining the distance of closest approach for two ellipses is particularly intriguing because of its seductive apparent simplicity. We have recently succeeded in deriving an analytic expression for the distance of closest approach of the centers of two arbitrary hard ellipses as a function of their orientation relative to the line joining their centers. We describe our method for solving this problem, give the solution, illustrate our results, and discuss its usefulness in modeling and simulating systems of anisometric particles such as liquid crystals.

## II. STATEMENT OF THE PROBLEM

We consider two ellipses  $E_1$  and  $E_2$  in 2D with semi-axis lengths  $a_i$  and  $b_i$  where  $a_i > b_i$ , eccentricity  $e_i = \sqrt{1 - b_i^2/a_i^2}$ , and major axes oriented along the unit vectors  $\hat{\mathbf{k}}_i$  ( $i=1,2$ ). Initially the ellipses are distant so that they have no point in

common. One ellipse is then translated toward the other along the line joining their centers until they are in point contact externally (see Fig. 1). The problem is to find the distance  $d$  between centers when the ellipses are so tangent; that is, to find the distance of closest approach.

The equations of the ellipses are

$$\mathbf{r}_1 A_1 \mathbf{r}_1 = 1,$$

$$A_1 = \frac{1}{b_1^2} \left[ \mathbf{I} + \left( \frac{b_1^2}{a_1^2} - 1 \right) \hat{\mathbf{k}}_1 \hat{\mathbf{k}}_1 \right] = \frac{1}{b_1^2} (\mathbf{I} - e_1^2 \hat{\mathbf{k}}_1 \hat{\mathbf{k}}_1) \quad \text{for } E_1, \quad (1a)$$

and

$$\mathbf{r}_2 A_2 \mathbf{r}_2 = 1,$$

$$A_2 = \frac{1}{b_2^2} \left[ \mathbf{I} + \left( \frac{b_2^2}{a_2^2} - 1 \right) \hat{\mathbf{k}}_2 \hat{\mathbf{k}}_2 \right] = \frac{1}{b_2^2} (\mathbf{I} - e_2^2 \hat{\mathbf{k}}_2 \hat{\mathbf{k}}_2) \quad \text{for } E_2, \quad (1b)$$

where  $\mathbf{I}$  is the identity matrix and  $\hat{\mathbf{k}}_i \hat{\mathbf{k}}_i$  is the dyad product. The vector joining the centers is given by  $\mathbf{d} = d \hat{\mathbf{d}}$ ;  $\hat{\mathbf{d}}$  is a given

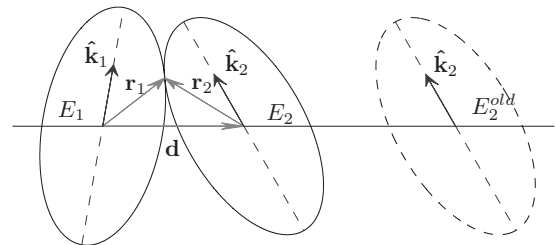


FIG. 1. Two externally tangent ellipses  $E_1$  and  $E_2$ . The directions of the major axes are given by  $\hat{\mathbf{k}}_1$  and  $\hat{\mathbf{k}}_2$ ; the centers are joined by the vector  $\mathbf{d}$ .

unit vector. Our goal is to find the distance  $d$  as a function of the ellipse parameters  $a_1$ ,  $b_1$ ,  $a_2$ , and  $b_2$  and orientations  $\hat{\mathbf{k}}_1 \cdot \hat{\mathbf{d}}$ ,  $\hat{\mathbf{k}}_2 \cdot \hat{\mathbf{d}}$ , and  $\hat{\mathbf{k}}_1 \cdot \hat{\mathbf{k}}_2$ .

It is tempting to seek a solution by solving the quadratic equations

$$\mathbf{r}_1 A_1 \mathbf{r}_1 = 1 \quad (2)$$

and

$$(\mathbf{r}_1 - \mathbf{d}) A_2 (\mathbf{r}_1 - \mathbf{d}) = 1 \quad (3)$$

simultaneously for the points of intersection, and then requiring that the distance  $d$  between centers be such that there is intersection exactly at one point. This approach fails for the following reason: although the components of  $\mathbf{r}_1$  at the points of intersection can be obtained by solving a quartic equation (say, for the  $x$  component of  $\mathbf{r}_1$ ), the condition requiring that the quartic have exactly one double real root is not straightforward to implement (there are four roots, and it is not clear which two roots need to coalesce to yield the required tangency condition), and it further gives an equation in  $d$  whose order is higher than quartic, and which cannot therefore be solved analytically.

### III. THE SOLUTION

Our approach proceeds via three steps.

(1) Transformation of the two tangent ellipses  $E_1$  and  $E_2$ , whose centers are joined by the vector  $\mathbf{d}$ , into a circle  $C'_1$  and an ellipse  $E'_2$ , whose centers are joined by the vector  $\mathbf{d}'$ . The circle  $C'_1$  and the ellipse  $E'_2$  remain tangent after the transformation.

(2) Determination of the distance  $d'$  of closest approach of  $C'_1$  and  $E'_2$  analytically.

(3) Determination of the distance  $d$  of closest approach of  $E_1$  and  $E_2$  by inverse transformation of the vector  $\mathbf{d}'$ .

#### A. Transformations

An ellipse can be transformed into a unit circle by anisotropic scaling. We introduce for this purpose the matrix  $\mathbb{T}$ , which transforms the ellipse  $E_1$  into a unit circle  $C'_1$  and the ellipse  $E_2$  into another ellipse  $E'_2$ . The transformation is a scaling by the factor  $1/a_1$  along the  $\hat{\mathbf{k}}_1$  direction and by the factor  $1/b_1$  in the direction perpendicular to  $\hat{\mathbf{k}}_1$ . The transformation matrix  $\mathbb{T}$ , which transforms position  $\mathbf{r}$  to a position  $\mathbf{r}'$  in a space with dimensionless coordinates, is

$$\mathbb{T} = \frac{1}{b_1} \left[ \mathbf{I} + \left( \frac{b_1}{a_1} - 1 \right) \hat{\mathbf{k}}_1 \hat{\mathbf{k}}_1 \right], \quad (4)$$

and the inverse  $\mathbb{T}^{-1}$  is

$$\mathbb{T}^{-1} = b_1 (\mathbf{I} + \eta \hat{\mathbf{k}}_1 \hat{\mathbf{k}}_1), \quad (5)$$

where

$$\eta = \left( \frac{a_1}{b_1} - 1 \right). \quad (6)$$

One can easily verify that  $\mathbb{T}^{-1} A_1 \mathbb{T} = \mathbf{I}$ .

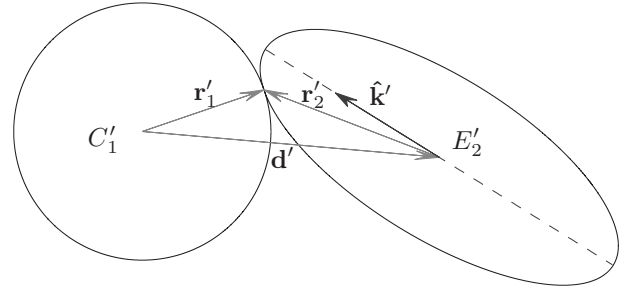


FIG. 2. Transformed circle  $C'_1$  and ellipse  $E'_2$  after applying transformation  $\mathbb{T}$  to the ellipses in Fig. 1. The major axis of transformed ellipse  $E'_2$  is along  $\hat{\mathbf{k}}'$ , and the centers are joined by the vector  $\mathbf{d}'$ .

If  $\mathbf{r}'_i = \mathbb{T} \mathbf{r}_i$ , or, equivalently,  $\mathbf{r}_i = \mathbb{T}^{-1} \mathbf{r}'_i$  ( $i=1,2$ ), substitution into Eq. (1b) gives a unit circle  $C'_1$  and a new ellipse  $E'_2$  (see Fig. 2). That is,

$$\mathbf{r}'_1 A_1 \mathbf{r}'_1 = \mathbf{r}'_1 \mathbb{T}^{-1} A_1 \mathbb{T}^{-1} \mathbf{r}'_1 = \mathbf{r}'_1 \mathbf{r}'_1 = 1 \quad \text{for } C'_1, \quad (7a)$$

and

$$\mathbf{r}'_2 A_2 \mathbf{r}'_2 = \mathbf{r}'_2 \mathbb{T}^{-1} A_2 \mathbb{T}^{-1} \mathbf{r}'_2 = \mathbf{r}'_2 A' \mathbf{r}'_2 = 1 \quad \text{for } E'_2. \quad (7b)$$

$A'$  can be written as

$$A' = \frac{b_1^2}{b_2^2} (\mathbf{I} + \eta \hat{\mathbf{k}}_1 \hat{\mathbf{k}}_1) (\mathbf{I} - e_2^2 \hat{\mathbf{k}}_2 \hat{\mathbf{k}}_2) (\mathbf{I} + \eta \hat{\mathbf{k}}_1 \hat{\mathbf{k}}_1). \quad (8)$$

The eigenvectors of  $A'$  provide information about the directions of the principal axes and the eigenvalues about the lengths of the semiaxes of the transformed ellipse  $E'_2$ . Since  $A'$  is real symmetric, its eigenvalues  $\lambda_+$  and  $\lambda_-$  are real, and the corresponding eigenvectors  $\hat{\mathbf{k}}'_+$  and  $\hat{\mathbf{k}}'_-$  are orthogonal. The lengths of the semiaxes, if  $\lambda_+ > \lambda_-$ , are given by

$$b'_2 = \frac{1}{\sqrt{\lambda_+}},$$

$$a'_2 = \frac{1}{\sqrt{\lambda_-}}, \quad (9)$$

and we note that  $a'_2 > b'_2$ .

Under the transformation  $\mathbb{T}$ , the vector  $\mathbf{d}$  is transformed to

$$\mathbf{d}' = \mathbb{T} \mathbf{d} = d \mathbb{T} \hat{\mathbf{d}} = d' \hat{\mathbf{d}}', \quad (10)$$

where  $\hat{\mathbf{d}}' = \mathbb{T} \hat{\mathbf{d}} / |\mathbb{T} \hat{\mathbf{d}}|$  is a unit vector. Explicitly,

$$\mathbb{T} \hat{\mathbf{d}} = \frac{1}{b_1} [\hat{\mathbf{d}} + \eta (\hat{\mathbf{k}}_1 \cdot \hat{\mathbf{d}}) \hat{\mathbf{k}}_1] \quad (11)$$

and

$$|\mathbb{T} \hat{\mathbf{d}}| = \frac{1}{b_1} \sqrt{1 - e_1^2 (\hat{\mathbf{k}}_1 \cdot \hat{\mathbf{d}})^2}. \quad (12)$$

**B. Distance  $d'$  of closest approach of a circle and an ellipse**

We next derive the useful relation between the position vector  $\mathbf{r}$  of a point on the ellipse and the unit outward normal  $\hat{\mathbf{n}}$  at that point. For an ellipse, given by  $\mathbf{rA}\mathbf{r}=1$ , the unit normal  $\hat{\mathbf{n}}$  is

$$\hat{\mathbf{n}} = \frac{\nabla(\mathbf{rA}\mathbf{r})}{|\nabla(\mathbf{rA}\mathbf{r})|} = \frac{\mathbf{A}\mathbf{r}}{\sqrt{\mathbf{rA}^2\mathbf{r}}}. \tag{13}$$

Multiplying Eq. (13) by  $\mathbf{B}=\mathbf{A}^{-1}$  gives

$$\mathbf{B}\hat{\mathbf{n}} = \frac{\mathbf{r}}{\sqrt{\mathbf{rA}^2\mathbf{r}}}, \tag{14}$$

and multiplying  $\mathbf{B}\hat{\mathbf{n}}$  by  $\hat{\mathbf{n}}$  gives

$$\hat{\mathbf{n}}\mathbf{B}\hat{\mathbf{n}} = \frac{1}{\mathbf{rA}^2\mathbf{r}}. \tag{15}$$

Substituting into (14), we obtain  $\mathbf{r}$  in terms of the unit normal  $\hat{\mathbf{n}}$ ,

$$\mathbf{r} = \frac{\mathbf{B}\hat{\mathbf{n}}}{\sqrt{\hat{\mathbf{n}}\mathbf{B}\hat{\mathbf{n}}}}. \tag{16}$$

If a unit circle and an ellipse are externally tangent, then the directions of their normals at the point of contact must be opposite. If the unit outward normal of the unit circle  $C'_1$  at the point of contact is  $\hat{\mathbf{n}}'$ , then

$$\mathbf{r}'_1 = \hat{\mathbf{n}}', \quad \mathbf{r}'_2 = -\frac{\mathbf{B}'\hat{\mathbf{n}}'}{\sqrt{\hat{\mathbf{n}}'\mathbf{B}'\hat{\mathbf{n}}'}}, \tag{17}$$

and we have, for the vector  $\mathbf{d}'$  joining the centers,

$$\mathbf{d}' = \mathbf{r}'_1 - \mathbf{r}'_2 = \hat{\mathbf{n}}' + \frac{\mathbf{B}'\hat{\mathbf{n}}'}{\sqrt{\hat{\mathbf{n}}'\mathbf{B}'\hat{\mathbf{n}}'}}, \tag{18}$$

where

$$\mathbf{B}' = \mathbf{A}'^{-1} = b_2'^2(\mathbf{I} + \delta\hat{\mathbf{k}}'\hat{\mathbf{k}}') \tag{19}$$

and

$$\delta = \frac{a_2'^2}{b_2'^2} - 1 > 0. \tag{20}$$

Equation (18) is a key result. It is a vector equation with only two unknowns: the magnitude of  $\mathbf{d}'$  and the direction of  $\hat{\mathbf{n}}'$ . It can be solved for  $d'$  as follows. We multiply both sides of Eq. (18) by  $\hat{\mathbf{k}}'_-$  and by  $\hat{\mathbf{k}}'_+$ , and letting

$$\hat{\mathbf{k}}'_- \cdot \hat{\mathbf{d}}' = \sin \phi, \quad \hat{\mathbf{k}}'_- \cdot \hat{\mathbf{n}}' = \sin \psi, \tag{21}$$

$$\hat{\mathbf{k}}'_+ \cdot \hat{\mathbf{d}}' = \cos \phi, \quad \hat{\mathbf{k}}'_+ \cdot \hat{\mathbf{n}}' = \cos \psi,$$

we get, from Eq. (18),

$$d' \sin \phi = \sin \psi \left( 1 + \frac{b_2'(1 + \delta)}{\sqrt{1 + \delta \sin^2 \psi}} \right) \tag{22a}$$

and

$$d' \cos \phi = \cos \psi \left( 1 + \frac{b_2'}{\sqrt{1 + \delta \sin^2 \psi}} \right). \tag{22b}$$

Here the unknowns are  $\psi$  and  $d'$ . In the special case of  $\delta = 0$ ,  $d' = 1 + b_2' = 1 + a_2'$ , and, in the case of  $\phi = \pi/2$ ,  $d' = 1 + b_2'\sqrt{1 + \delta} = 1 + a_2'$ . In general,  $\phi \neq \pi/2$ , and the solution for  $d'$  is more challenging.

We let  $q = \sqrt{1 + \delta \sin^2 \psi}$ , then

$$\sin^2 \psi = \frac{q^2 - 1}{\delta} \tag{23}$$

and

$$\cos^2 \psi = 1 - \frac{q^2 - 1}{\delta}. \tag{24}$$

Substitution into Eqs. (22a) and (22b), squaring both sides, and dividing these two equations to eliminate  $d'$  gives a quartic equation for  $q$ ,

$$\tan^2 \phi (\delta + 1 - q^2) \left( \frac{q}{b_2'} + 1 \right)^2 = (q^2 - 1) \left( \frac{q}{b_2'} + 1 + \delta \right)^2. \tag{25}$$

This can be written in the standard form  $Aq^4 + Bq^3 + Cq^2 + Dq + E = 0$ , where the coefficients are

$$A = -\frac{1}{b_2'^2}(1 + \tan^2 \phi), \tag{26a}$$

$$B = -\frac{2}{b_2'}(1 + \tan^2 \phi + \delta), \tag{26b}$$

$$C = -\tan^2 \phi - (1 + \delta)^2 + \frac{1}{b_2'^2}[1 + (1 + \delta)\tan^2 \phi], \tag{26c}$$

$$D = \frac{2}{b_2'}(1 + \tan^2 \phi)(1 + \delta), \tag{26d}$$

$$E = (1 + \tan^2 \phi + \delta)(1 + \delta), \tag{26e}$$

and

$$\tan^2 \phi = \frac{(\hat{\mathbf{k}}'_- \cdot \hat{\mathbf{d}}')^2}{1 - (\hat{\mathbf{k}}'_- \cdot \hat{\mathbf{d}}')^2}. \tag{27}$$

The roots of Eq. (25) can be obtained explicitly as follows.

To make contact with the standard solution of the quartic equation, using Ferrari's method [4], we define

$$\alpha = -\frac{3B^2}{8A^2} + \frac{C}{A}, \tag{28a}$$

$$\beta = \frac{B^3}{8A^3} - \frac{BC}{2A^2} + \frac{D}{A}, \tag{28b}$$

$$\gamma = \frac{-3B^4}{256A^4} + \frac{CB^2}{16A^3} - \frac{BD}{4A^2} + \frac{E}{A}, \quad (28c)$$

and

$$P = -\frac{\alpha^2}{12} - \gamma, \quad (28d)$$

$$Q = -\frac{\alpha^3}{108} + \frac{\alpha\gamma}{3} - \frac{\beta^2}{8}, \quad (28e)$$

and

$$U = \left( -\frac{Q}{2} + \sqrt{\frac{Q^2}{4} + \frac{P^3}{27}} \right)^{1/3}, \quad (28f)$$

where we take the principal values of the roots. If  $U=0$ , then

$$y = -\frac{5}{6}\alpha - Q^{1/3}; \quad (29)$$

otherwise

$$y = -\frac{5}{6}\alpha + U - \frac{P}{3U}. \quad (30)$$

In terms of these, the one real positive root  $q$  is

$$q = -\frac{B}{4A} + \frac{1}{2} \left[ \sqrt{\alpha + 2y} + \sqrt{-\left(3\alpha + 2y + \frac{2\beta}{\sqrt{\alpha + 2y}}\right)} \right]. \quad (31)$$

In the special case when  $\alpha + 2y = 0$ , then  $\beta = 0$  (which we have not observed in this problem, but include here for completeness) and the positive real root is given by

$$q = -\frac{B}{4A} + \sqrt{\frac{-\alpha + \sqrt{\alpha^2 - 4\gamma}}{2}}. \quad (32)$$

Knowing  $q$ ,  $d'$  can be found by squaring both sides of Eqs. (22a) and (22b) and adding; this gives

$$d' = \sqrt{\frac{q^2 - 1}{\delta} \left( 1 + \frac{b'_2(1 + \delta)}{q} \right)^2 + \left( 1 - \frac{q^2 - 1}{\delta} \right) \left( 1 + \frac{b'_2}{q} \right)^2}. \quad (33)$$

The vector joining the centers of the circle and the ellipse is given by

$$\mathbf{d}' = d' \hat{\mathbf{d}}'. \quad (34)$$

### C. Distance $d$ of closest approach

The distance of closest approach of the two ellipses is obtained via the transformation from  $\mathbf{d}'$  to  $\mathbf{d}$ ,

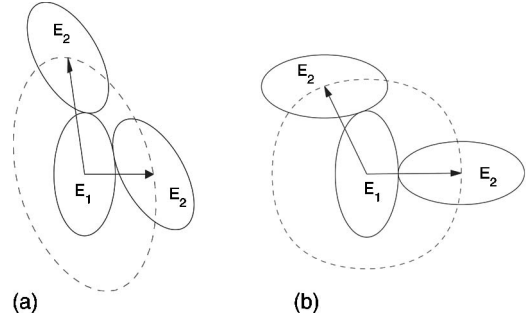


FIG. 3. Excluded area for two ellipses. Ellipse  $E_1$  is fixed at the origin, and ellipse  $E_2$  rotates around it, keeping its orientation fixed and remaining tangent to  $E_1$ . The center of  $E_2$  traces out the dashed curve. The area bounded by the dashed curve is the excluded area  $A_{ex}$ .

$$\begin{aligned} \mathbf{d} &= \mathbb{T}^{-1} \mathbf{d}' = d' \mathbb{T}^{-1} \hat{\mathbf{d}}' = d' \mathbb{T}^{-1} \frac{\mathbb{T} \hat{\mathbf{d}}}{|\mathbb{T} \hat{\mathbf{d}}|} = \frac{d'}{|\mathbb{T} \hat{\mathbf{d}}|} \hat{\mathbf{d}} \\ &= \frac{d'}{\frac{1}{b_1} \sqrt{1 - e_1^2 (\hat{\mathbf{k}}_1 \cdot \hat{\mathbf{d}})^2}} \hat{\mathbf{d}}, \end{aligned} \quad (35)$$

and finally we have

$$d = \frac{d'}{\sqrt{1 - e_1^2 (\hat{\mathbf{k}}_1 \cdot \hat{\mathbf{d}})^2}} b_1. \quad (36)$$

This is the solution for the distance of closest approach, which is our main result. Explicit instructions for calculating  $d$  are given in Ref. [18].

## IV. DISCUSSION

The above method gives a closed form expression for the distance of closest approach for two ellipses of arbitrary size, eccentricity, and orientation. To demonstrate the applicability of the method, we give two examples: calculation of the excluded area and the locus of the point of contact while one ellipse is fixed and the other is rotated.

### A. Excluded area $A_{ex}$

From the analytical solution provided in Sec. III, one can easily compute, numerically, the excluded area for two identical ellipses whose orientation is fixed by integrating  $d^2(\hat{\mathbf{d}}, a_1, b_1, a_2, b_2, \hat{\mathbf{k}}_1, \hat{\mathbf{k}}_2)$  over  $\hat{\mathbf{d}}$ :

$$A_{ex} = \frac{1}{2} \int d^2(\hat{\mathbf{d}}, a_1, b_1, a_2, b_2, \hat{\mathbf{k}}_1, \hat{\mathbf{k}}_2) |d\hat{\mathbf{d}}|. \quad (37)$$

Figure 3 shows the locus of the center of ellipse  $E_2$  rotating around  $E_1$  while keeping the orientation of both ellipses fixed. Here,  $a_1 = a_2 = 2$ ,  $b_1 = b_2 = 1$ . When the angle between the major axes is  $30^\circ$ , the excluded area is 26.4 [Fig. 3(a)]. If the angle is increased to  $45^\circ$ , then the excluded area is 27.6.

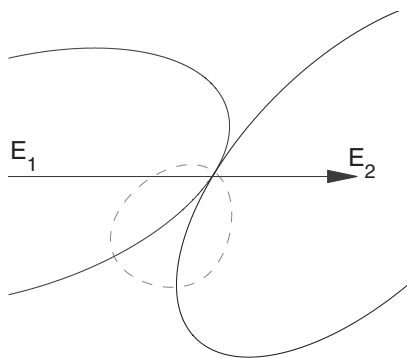


FIG. 4. Locus of the point of contact. Ellipse  $E_1$  is rotated about its center, while ellipse  $E_2$  keeps its orientation fixed. The center of  $E_2$  moves so that  $E_2$  remains tangent to  $E_1$ . The point of contact traces out the dashed curve.

If the angle is  $90^\circ$ , then the excluded area is 29.7 [Fig. 3(b)]. The excluded area increases monotonically with the angle between the major axes of two ellipses; it is the smallest when the major axes are parallel, and the largest when the major axes are normal to each other.

### B. Locus of the point of contact

Figure 4 shows that locus of the point of contact when ellipse  $E_1$  is rotating about its center while ellipse  $E_2$  keeps its orientation. It is interesting and unexpected that the locus has dipolar rather than quadrupolar symmetry.

### C. Potential applications

Our result, the analytical expression for the distance of closest approach of two hard ellipses, has a number of potential applications. It may be useful in modeling 2D liquid crystals, both analytically and numerically. The excluded area, discussed above, is a key parameter in statistical models [5] which can be calculated for ellipses from our result. Another potential application is in the theory of nematic liquid crystals. One important contribution to the elastic constants of nematics is due to anisotropic dispersion forces. The average van der Waals interaction energy of a molecule with its neighbors is an algebraic function of the distance of closest approach. The origin of three distinct elastic constants in nematics is still unresolved. Our result may be useful in modeling elastic constants in 2D nematics, and possibly giving insights toward understanding their origins in general.

Monte Carlo calculations have played an important role in modeling the phase behavior of isotropic fluids and liquid crystals [6]. Vieillard-Baron developed the first overlap criterion for identical hard ellipses [1]. He derived a contact function  $\Psi(a, b, \hat{\mathbf{k}}_1, \hat{\mathbf{k}}_2, \mathbf{d})$  such that  $\Psi=0$  when the ellipses are tangent (either exteriorly or interiorly), and this function is positive and at least one of two auxiliary functions is negative if the ellipses have no real point in common. This overlap criterion has been used in Monte Carlo simulations of hard ellipse systems [1,7]. It may be possible to solve  $\Psi(a, b, \hat{\mathbf{k}}_1, \hat{\mathbf{k}}_2, \mathbf{d})=0$  for  $d$  (this involves solving a quartic

equation), and thus obtain a result similar to ours; to our knowledge this has not yet been done. However, Vieillard-Baron's contact function  $\Psi$  is valid only for identical ellipses, and so this result would not be as general as ours, presented here.

According to the Hohenberg-Mermin-Wagner theorem, long-range order corresponding to broken continuous symmetry is not allowed in 2D systems with short-range interactions [8]. The possibility of long-range order in 2D nematics has been discussed theoretically [9] and examined using Monte Carlo simulations with Lennard-Jones-like potentials [10] as well as with hard rods [11]. Although it has been shown that true long-range order cannot exist if the interparticle potential is separable into a positional and an orientational part [10], it is not clear what the implications are for systems of hard ellipses. Frenkel has shown that only quasi-long-range order exists for hard spherocylinders [11], that is, the correlations in orientational order decay algebraically. Hard ellipsoids, however, can show dramatically different behavior from hard spherocylinders [12] (hard ellipses do not form smectic phases, whereas spherocylinders do [13]), and for this reason Monte Carlo simulations of hard ellipses, on systems larger than studied by Vieillard-Baron, would be of considerable interest. Our result for the distance provides an overlap criterion which could be usefully applied here.

Another area of interest is phase separation in hard particle systems [14,15]. For example, simulations of hard disks and hard parallel squares have been studied, and phase separation has been observed. Theoretical studies, on the other hand, predict no phase separation in 2D [16]. Our results could provide the criterion for the overlap of ellipses of different sizes, and thus enable Monte Carlo simulations of binary mixtures of hard ellipses.

Vieillard-Baron also provides an overlap criterion for two identical ellipsoids of revolution in 3D [1]. This involves the evaluation of a contact function  $\Psi$  and five auxiliary functions, three of which must be non-negative and at least one among the remaining three must be negative to avoid overlap. Perram and Wertheim provided a more general overlap criterion for hard ellipsoids [2]. Their scheme for evaluating the criterion involves an iterative numerical technique to find the maximum of a scalar function. This scheme has recently been extended [17]. Our results can provide the basis of a simple algorithm to determine the distance of closest approach of two ellipsoids in 3D. This involves passing a plane through the line joining the centers of the two ellipsoids, determining the distance of closest approach of the ellipses in the plane, and then rotating the plane and finding the largest such distance. The details of this algorithm will be published elsewhere.

## V. CONCLUSION

We have derived an analytic expression for the distance of closest approach of two hard ellipses with arbitrary orientation in 2D. The strategy is to transform the ellipses into a circle and a new ellipse by a scaling transformation. The relation between the position of a point on the ellipse and the

normal at that point allows the tangency condition between the circle and ellipse to be written as a simple vector equation with two unknowns, which may be solved analytically for the distance between the centers. The solution requires the solution of a quartic equation, whose single positive real root can be uniquely determined. The final result for the distance is obtained by the inverse scaling transformation.

Our result may be useful in analytic and numerical models of orientationally ordered systems.

#### ACKNOWLEDGMENTS

One of us (P.P.-M.) acknowledges useful discussions with D. Frenkel and B. Mulder. This work was supported in part by the NSF under Grant No. DMS 0440299.

- 
- [1] J. Vieillard-Baron, *J. Chem. Phys.* **56**, 4729 (1972).  
 [2] J. W. Perram and M. S. Wertheim, *J. Comput. Phys.* **58**, 409 (1985).  
 [3] At first glance, this problem seems simple enough for a high-school geometry homework assignment. Further consideration shows, however, that it is not simple at all. A prize for its solution was informally announced at the Liquid Crystal Gordon Conference in 1983 (attended by W. M. Gelbart and R. B. Meyer); this, however, did not generate a solution. J. Vieillard-Baron, an early worker on this problem, was reportedly greatly disturbed by the difficulties he encountered.  
 [4] J. V. Uspensky, *Theory of Equations* (McGraw-Hill, New York 1948).  
 [5] W. M. Gelbart and A. Gelbart, *Mol. Phys.* **33**, 1387 (1977).  
 [6] C. M. Care and D. J. Cleaver, *Rep. Prog. Phys.* **68**, 2665 (2005).  
 [7] J. A. Cuesta and D. Frenkel, *Phys. Rev. A* **42**, 2126 (1990).  
 [8] N. D. Mermin and H. Wagner, *Phys. Rev. Lett.* **17**, 1133 (1966); P. C. Hohenberg, *Phys. Rev.* **158**, 383 (1967); N. D. Mermin, *J. Math. Phys.* **8**, 1061 (1967).  
 [9] J. P. Straley, *Phys. Rev. A* **4**, 675 (1971).  
 [10] J. Tobochnik and G. V. Chester, *Phys. Rev. A* **27**, 1221 (1983).  
 [11] M. A. Bates and D. Frenkel, *J. Chem. Phys.* **112**, 10034 (2000).  
 [12] M. P. Allen, G. T. Evans, D. Frenkel, and B. M. Mulder, *Adv. Chem. Phys.* **86**, 1 (1993).  
 [13] G. Wu and R. J. Sadus, *J. Chem. Phys.* **114**, 5432 (2001).  
 [14] G. Leptoukh, B. Strickland, and C. Roland, *Phys. Rev. Lett.* **74**, 3636 (1995).  
 [15] S. Varga, K. Purdy, A. Galindo, S. Fraden, and G. Jackson, *Phys. Rev. E* **72**, 051704 (2005).  
 [16] A. Perera, K. Cassou, F. Ple, and S. Doubois, *Mol. Phys.* **100**, 3409 (2002).  
 [17] L. Paramonov and S. Yaliraki, *J. Chem. Phys.* **123**, 194111 (2005).  
 [18] [http://www.e-ic-org/docs/2007\\_01\\_17\\_00\\_46\\_52](http://www.e-ic-org/docs/2007_01_17_00_46_52)